

11 July 2011

**Edible oil complex futures prices in last week**

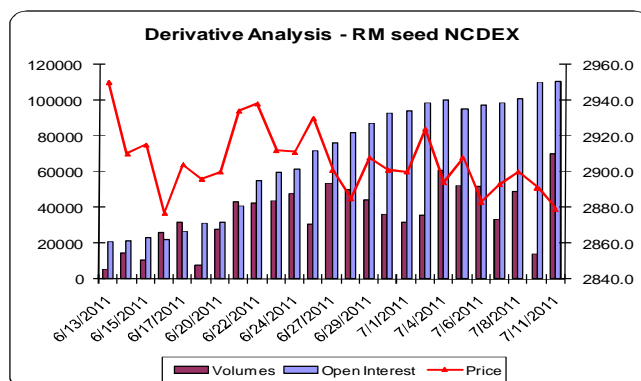
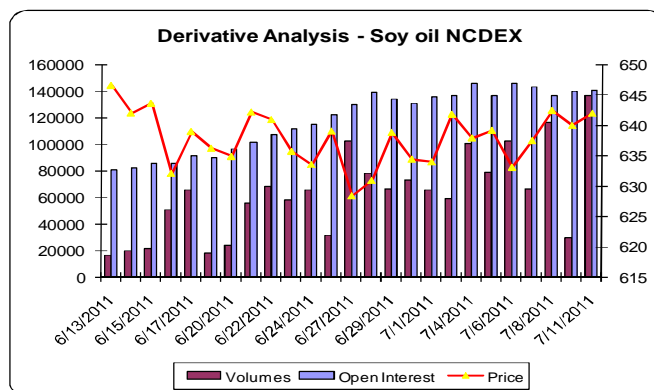
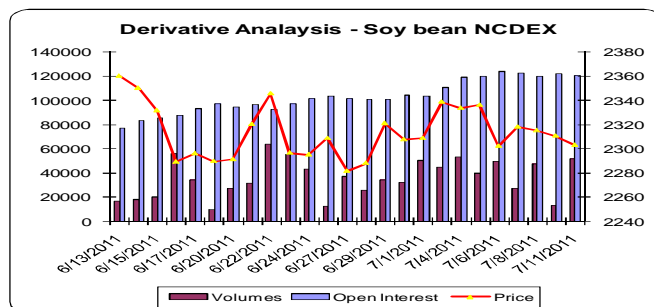
	Open	High	Low	Close	Net Change	% Change
<b>Soy bean Aug</b>	2340	2368	2299	2311	-28.0	-1.2
<b>Soy oil Aug</b>	644	646	632	640	-1.9	-0.3
<b>RM seed Aug</b>	2926	2935	2880	2891	-33.0	-1.1

**Spot price in last week**

	Open	High	Low	Close	% Change
<b>Soy bean</b>	2279.0	2301.0	2279.0	2289.0	-0.13
<b>Soy oil</b>	636.10	644.05	636.10	644.05	0.94
<b>RM seed</b>	0.00	0.00	0.00	0.00	#DIV/0!

**Soy complex**

- Weak rainfall in major producing areas is likely to weigh the sowing activities. Rainfall over the country as a whole was 25 percent below LPA, as per latest updates from IMD.
- According to latest update from the Soybean Processors Association of India, soybean sowing in Madhya Pradesh and Rajasthan is progressing and is close to 80 percent of completion. The crop condition is also shown as excellent.
- Sowing of soybean in Maharashtra is also progressing and is expected to reach the target of 25.30 lakh hectares by next week.
- Latest data release from China General Administration of Customs shows that China's soybean imports in June declined by 31 percent on year to 4.3 million metric tonnes. The total imports from January to June plunged by 8 percent to 23.71 million tonnes.
- China's edible oil imports in June were down 19 percent to 4.70 lakh metric tonnes compared with the same month last year and were up 21 percent on May.
- From January to June, edible oil imports declined by 15 percent compared with the same period last year, to 2.7 million tonnes.



## Spices futures price movement in last week

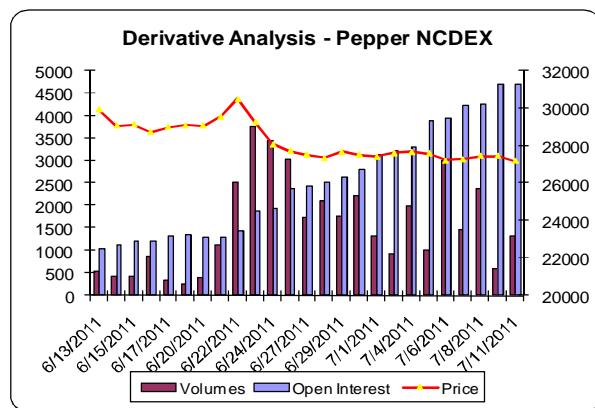
	Open	High	Low	Close t	Change (Rs)	% Change
Pepper Aug	27650	27800	26970	27456	-160.0	-0.6
Jeera Aug	15717	15940	14579	14799	-876.0	-5.6
Turmeric Aug	7836	7838	7466	7562	-270.0	-3.5
Chilli Aug	8650	8776	8530	8732	92	1.1

## Spot prices in last week

	Open	High	Low	Close t	Change	% Change
Pepper	27335.7	27335.7	26976.9	27161.6	-145.1	-0.78
Jeera	14695.40	14746.00	14570.80	14570.80	52.70	-0.16
Turmeric	7443.15	7443.15	7352.35	7404.55	38.60	-1.22

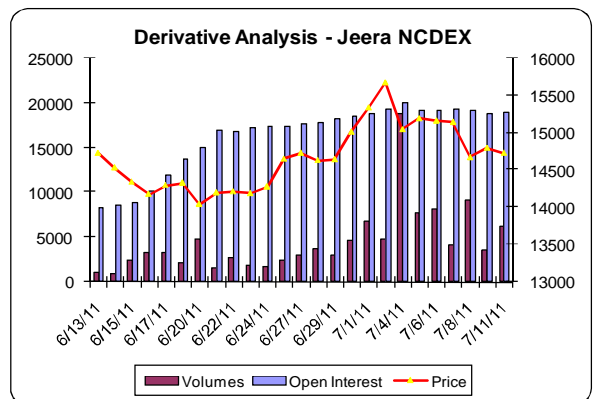
### Pepper

- Pepper futures continued its downward movement due to weak export demand along with adequate supply in the international market.
- The Indian parity was quoted at \$6350-6375 per tonne in the international market.
- The arrivals were limited in the spot market as the sellers were not ready to release their stocks due to sharp fall in prices.
- The harvesting is progressing in Indonesia and the fresh arrivals may reach the market by August. The Vietnam Pepper Association said total production of Vietnam is at around 1.00-1.10 lakh tonnes in 2011 as same as last year.
- According to the IPC, world pepper output this year will fall by about 6500 tonnes against 2010 to 3.10 lakh tonnes.



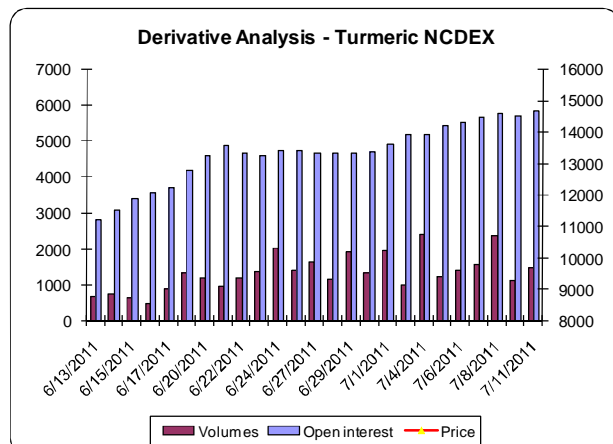
### Jeera

- Jeera futures pared the gain on profit selling triggered by weak export demand.
- The market may gain on strong domestic and export demand due to upcoming Ramzan season.
- The arrivals were lower in major spot markets. Total fresh arrivals stood at 4000 bags in Unjha mandi against 6000-7000 bags reported earlier days.
- Weak production report of jeera in international market may also support strong buying. The total production of jeera in Syria and Turkey is likely to be around 30000 tonnes and 15000 tonnes respectively, down almost 10000 tonnes from the earlier projections.
- Jeera domestic production is expected to be lower this year compared to previous year due to sharp decline in sowing acreage, especially in Gujarat. Isolated rainfall occurred over Gujarat for most days.



### Turmeric

- Reports of weak sowing status from Andhra Pradesh are weighing the market trend.
- As per the latest updates from the Andhra Pradesh Agriculture Department, the total sowing of turmeric have witnessed sharp decline in the current year.
- As on 06th July 2011, the sowing of turmeric declined by 63 percent to 0.07 lakh hectares over 0.19 lakh hectares as on the same date last year.
- Subdued rainfall would prevail over Andhra Pradesh, interior Karnataka and Tamil Nadu.



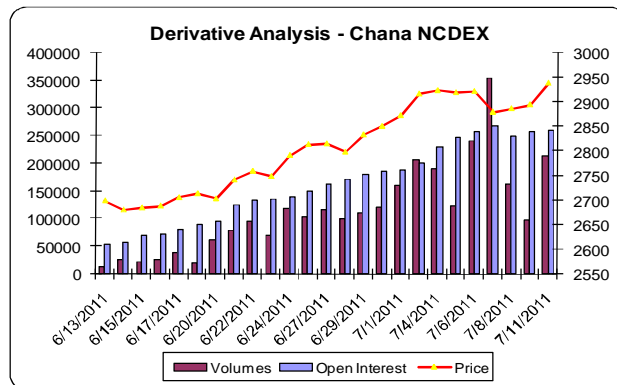
## Futures prices in last week

	Open	High	Low	Close	Net Change (Rs)	% Change
<b>Chana Aug</b>	2920	2940	2852	2895	-22.0	-0.8
<b>Guar seed Aug</b>	3825	3906	3770	3864	46.0	1.2
<b>Sugar Aug</b>	2765	2830	2749	2800	35.0	1.3

## Spot prices in last week

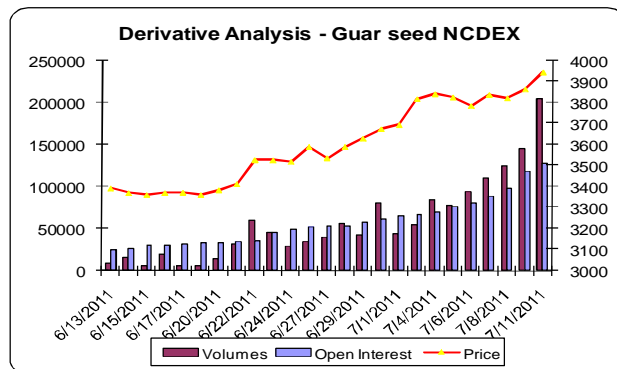
### Chana

- Chana futures dropped for last week on report of kharif crop sowing progress. Revival of monsoon in Maharashtra, Andhra Pradesh and Madhya Pradesh pressurized the trend.
- The monsoon has covered most parts of pulses growing areas and the sowing of pulses is in full swing.
- As per the latest updates from the Andhra Pradesh Agriculture Department, the overall rainfall received in the state from 01 June 2011 to 06th July 2011 is recorded as 113.40 mm against the normal of 126.4 mm with the deficit of over 17 percent from the last year.
- The total sowing of pulses in Andhra Pradesh have witnessed sharp decline so far in the current year. The total pulses area of the state has covered almost 1.59 lakh hectares against the previous year of 4.17 lakh hectares as on till 6th July, down 62 percent.



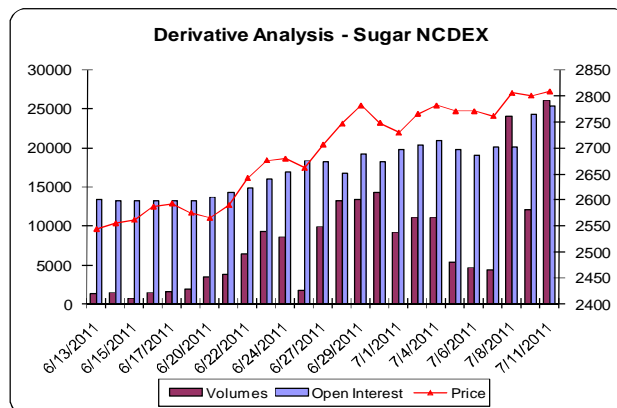
### Guarseed

- Demand for gaur gum remains strong in the export market. Stockiest were holding their stocks expecting further rise in prices.
- But monsoon progress remains critical for further trend.
- As per IMD report, southwest monsoon would cover Rajasthan and Gujarat and thus the entire country during next few days.
- As per latest release from Rajasthan State Agriculture Board, the total sowing acreage of guarseed in the state was reported at 10.12 lakh hectares as on 5th July 2011 against 0.91 lakh hectares that were reported last year in the same period.



### Sugar

- Pick up in demand is expected to support sugar. However adequate stocks position may limit sharp gain.
- The Government's decision to consider further exports of sugar may also support the sentiments.
- The Government has fixed 17.72 lakh tonne of sugar quota (levy sugar - 2.12 lakh tonne and non-levy sugar - 15.60 lakh tonne) for the month of July 2011.
- As per the latest updates from the Andhra Pradesh Agriculture Department, the total sowing of sugar increased to 1.53 lakh hectares till 6th July 2011 against 1.51 lakh hectares reported same date last year, up by 1.31 percent.



## DISCLAIMER

This research report is prepared by JRG research. The report is only for the purpose of use by the recipient and should not be circulated or copied without the prior permission of the company. The views expressed in this report are based on the analysis of data and information obtained from sources we consider reliable. However, the company takes no responsibility for the accuracy and completeness of any such data or information. Investors may note that neither the company nor any persons, associates or any subsidiaries accept any responsibility for any potential loss arising as a result of use of the data, information or views expressed in this report. The recipient is requested to seek independent expert advice prior to acting on this report.